



Ecolabel (35°C / 55°C)		<b>A++ / A++</b>		Ecolabel (35°C / 55°C)	
Binnenunit	Type	<b>TSC14-S Peak cut modus</b>		Type	Unité intérieure
	Fabriekscode	023025		Code de fabrication	
Buitenunit	Type	<b>TOC14RIY</b>		Type	Unité extérieure
	Fabriekscode	WOYG160LJL		Code de fabrication	
Koelmiddel		R410A			Réfrigérant
Verwarming Max. vermogen	Vermogen -7°C/35°C	kW	10,7	kW	Puissance -7°C/35°C
	Vermogen -7°C/45°C	kW	9,7	kW	Puissance -7°C/45°C
	Vermogen -10°C/35°C	kW	10,4	kW	Puissance -10°C/35°C
	Vermogen -10°C/45°C	kW	9,1	kW	Puissance -10°C/45°C
	Vermogen -15°C/35°C	kW	9	kW	Puissance -15°C/35°C
	Vermogen -15°C/45°C	kW	8	kW	Puissance -15°C/45°C
	Back-up incl.	kW	2x3	kW	Back-up incl.
Koeling		optie/option			Refroidissement
Besturings eenheid	Waterdebiet nominaal	l/u	1872	l/h	Débit d'eau nominal
	Waterdebiet minimaal	l/u	1170	l/h	Débit d'eau minimal
	Werkdruk maximaal	Bar	3	Bar	Pression opérationnelle max.
	Wateruitrede min-max	°C	+8/+60	°C	Sortie d'eau min./max.
	Waterinhoud	L	24	L	Contenu eau
	Expansievat	L	8	L	Vase d'expansion
	Hoogte-breedte-lengte	mm	805-450-471	mm	Hauteur-largeur-profondeur
	Gewicht (leeg-gevuld)	kg	53-75	kg	Poids (vide-plein)
Kleur	RAL	9003	RAL	Couleur	
Buitendeel	Geluidsniveau op 5 m (+7°C/35°C)	dB(A)	45	dB(A)	Niveau sonore à 5 m (+7°C/35°C)
	Geluidsniveau op 5 m (-7°C/35°C)	dB(A)	45	dB(A)	Niveau sonore à 5 m (-7°C/35°C)
	Debiet (hoog)	m³/h	6250	m³/h	Débit (haut)
	Compressor		Twin Rotary LI		Compresseur
	Werkingslim. verwarmen	°C	-25/+35	°C	Plage de fonct. chauff.
	Hoogte-breedte-lengte	mm	1428-1080-480	mm	Hauteur/largeur/profond.
	Gewicht	kg	137	kg	Poids
Kleur (benadering)	RAL	1013	RAL	Couleur (approximative)	
Elektr. install.	Voeding	V	230/1F	V	Alimentation
	Stroom max. verwarmen	A	28	A	Amp. max chauffage
	Zekering traag	A	32	A	Fusible retardé
	Hoofdvoeding aanbr.op		buiten/ext.		Unité à alimenter
	Sectie voedingskabel	mm²	3G6	mm²	Section câble alimentation
	Sectie tssn bi en bu	mm²	4G1,5	mm²	Section entre int. et ext.
	Voeding cv bijverwarming (°)	V	230/1		Alimentation ch. aux. Chauffage (°)
Zekering cv bijverwarming (°)	A	16/32		fusible chauffage ch. aux. (°)	
Sectie cv bijverwarming (°)	mm²	3G2,5/3G6		section ch. aux. Chauffage (°)	
Tech. install.	Hydr. aansluiting binnendeel	inch	1"	inch	Raccordement hydraulique
	Diameter hoofdleiding	inch	5/4"	inch	Diamètre tuyau principal
	Expansie		buiten/ext.		Détente
	Zuigleiding bi/bu	inch	5/8	inch	Diamètre gaz int/ext
	Vloeistofleiding bi/bu	inch	3/8	inch	Diamètre liquide int/ext
	Standaardvulling (CO <sub>2</sub> -eq)**	kg-m (kg)	3.8-15 (7934)	kg-m (kg)	Charge standard (CO <sub>2</sub> -eq)**
	Bijvulling (CO <sub>2</sub> -eq)**	g/m (kg)	50 (104)	g/m (kg)	Charge supplémentaire (CO <sub>2</sub> -eq)**
	Min./Max. leidinglengte	m	5-30	m	Longueur min./max. tuyaux
Hoogteverschil max	m	15	m	Dénivelé max	
Diam. condensafvoer bi/bu	mm	32/16	mm	Diam. évac. condensat bi/bu	

(\*) gegevens volgens de norm EN14511 - Suivant la norme EN14511

(\*\*) Gerekend met een GWP-waarde van 2088 voor R410a - Calculé avec une GWP-valeur de 2088 pour R410a

(\*) De elektrische weerstand is inclusief en kan als 3 kW of als 2 x 3kW worden aangesloten - La résistance électrique est inclus et peut être raccordé 3 kW ou 2x 3kW

# Thermastage

Lucht/Water warmtepomp

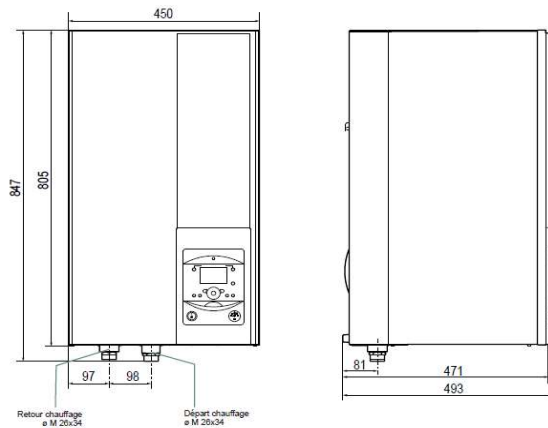
TSC14-S Peak cut modus / TOC14RIY

Pompe à chaleur Air/Eau

ERP gegevens	Temperatuuroepassing	°C	55	°C	Application température	Valeurs ERP
	Energieklasse ruimteverw.		A++		Classe énergétique chauffage espace	
	Nominaal vermogen	kW	14	kW	Puissance nominale	
	Jaarlijks energieverbruik (CV)	kW/h	8757	kW/h	Consommation annuelle (CV)	
	Opw. Rendement ruimteverw.	%	125	%	Rendement chauffage espace	
	Werking "off peak" mogelijk		ja		Fonctionnement "off peak" possible	

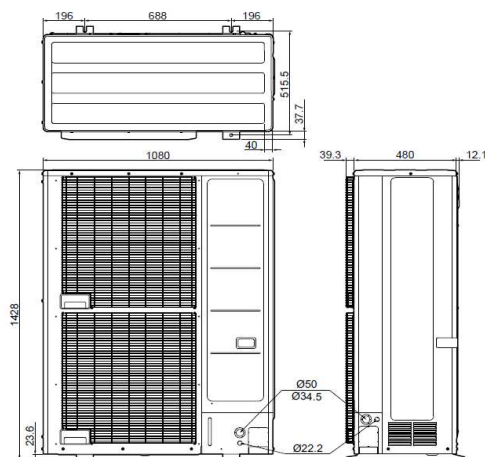
Besturingseenheid + opslageenheid

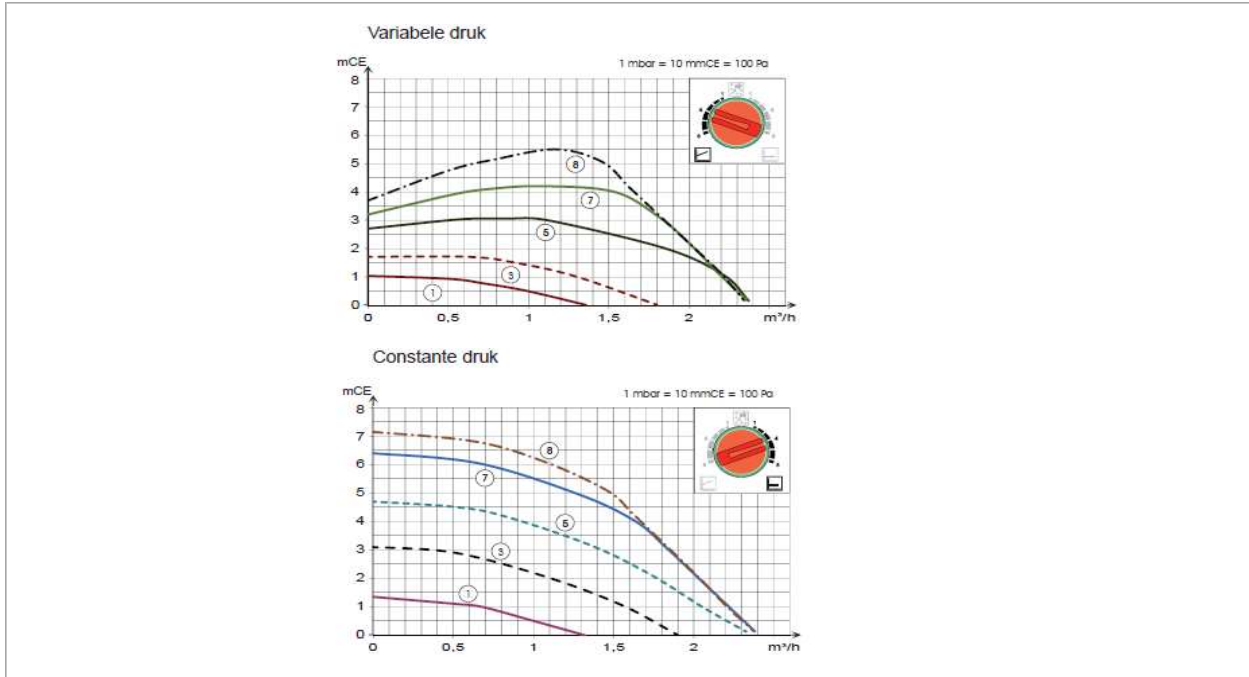
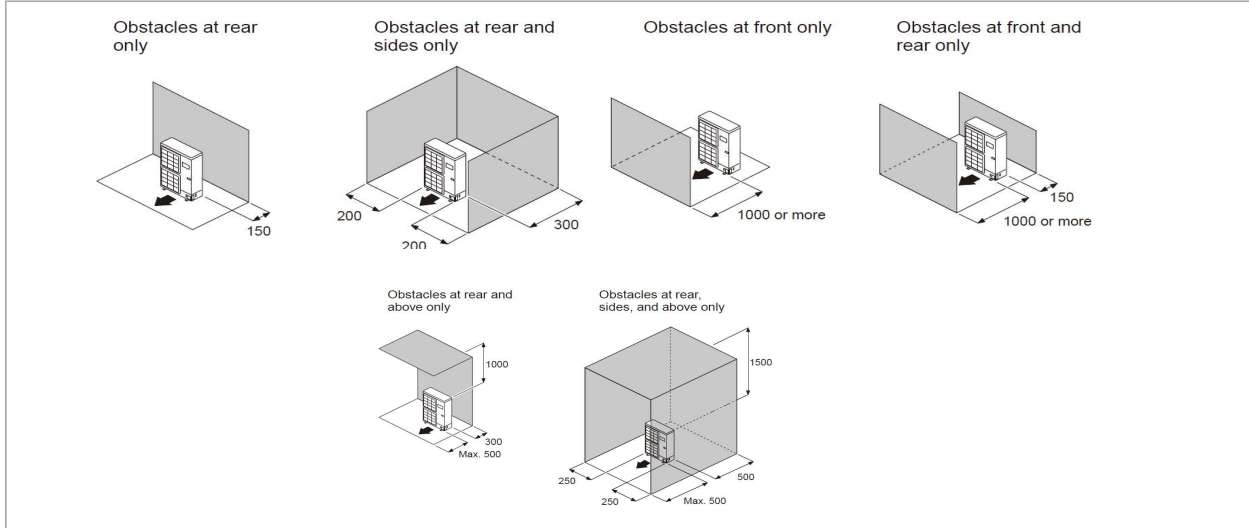
Unité de gestion + unité de stockage



Buitendeel

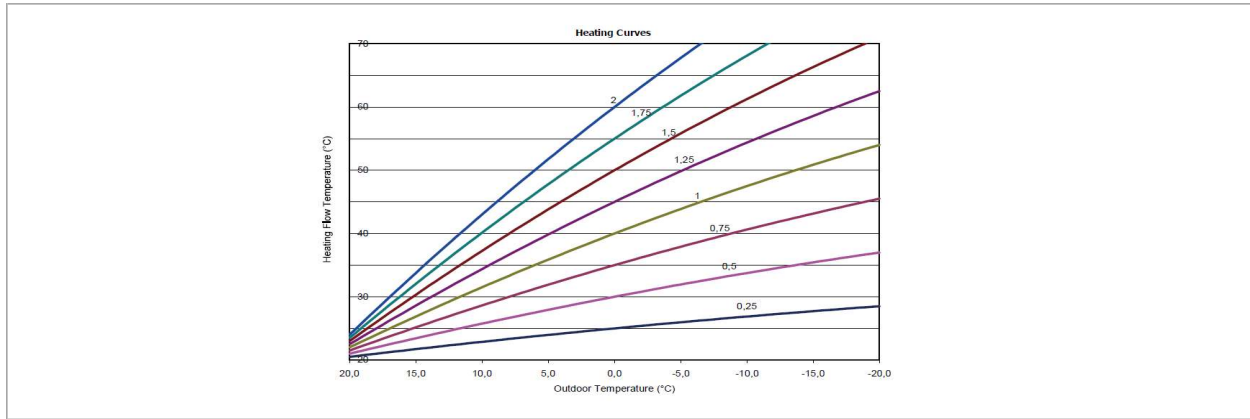
Unité extérieure





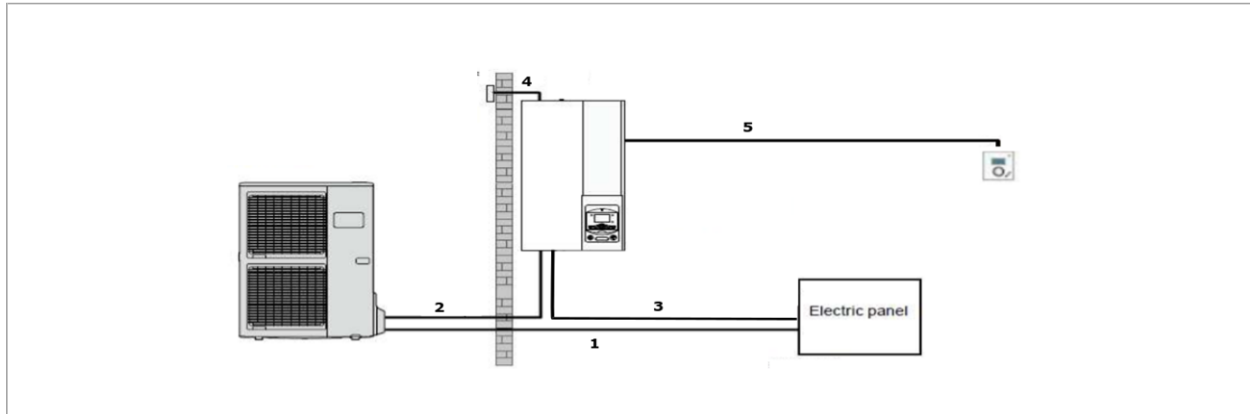
Stooklijn

Loi d'eau

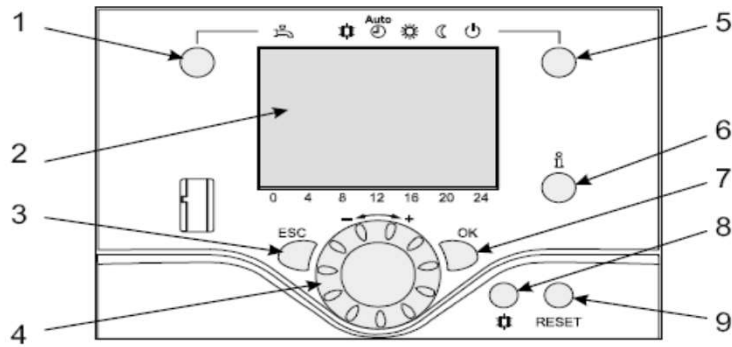












Elektrische aansluiting

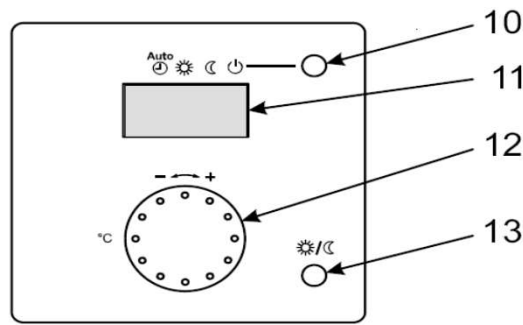
Connections électriques



1	Voedingskabel buitendeel	230V/1F	3G6 mm <sup>2</sup>	Câble d'alimentation unité extérieure
2	Verbindingskabel buitendeel-binnendeel		4G1.5 mm <sup>2</sup>	Câble entre int. et ext.
3	Voedingskabel backup CV (3kW)		3G2.5mm	Câble d'alim. rés. elec. Ch. (3kW)
4	Buitenvoeler		2G0.75mm <sup>2</sup>	Sonde extérieure
5	Kamerthermostaat UTW-C55XA		2G0.75mm <sup>2</sup>	Thermostat intérieur UTW-C55XA



Ref.	Function	- Definitions
1	Selection of the DHW operating regime (Domestic hot water)	- If the installation is fitted with a DHW tank.  - ON: Production of DHW according to the time program. - Off: Preparing the domestic hot water for stopping with the anti-frost function active. - Boost: Hold down the DHW key for 3 seconds. Immediate DHW operation after use of the electrical back-ups until the DHW comfort setting has been reached
	 ON  Off	
2	Digital display	- Operating control. Readout of the current temperature, of the heating regime and of any faults  . - View the settings
3	Exit "ESC"	- Quit the menu.
4	Navigation and setting	- Selecting the menu. - Setting parameters. - Adjusting the ambient temperature setpoint.
5	Selecting the heating regime	-  Heating operating according to the heating programme (Summer/winter mode switchover is automatic). -  Constant comfort temperature. -  Constant reduced temperature. -  Stand-by regime with anti-frost protection (Provided that the heat pump's electrical power supply is not interrupted).
6	Information display	- Various data (please see page 59). -  Reading error codes (please see page 57). -  Information concerning maintenance, special regime.
7	Confirm "OK"	- Input into the selected menu. - Confirmation of the parameter settings. - Confirmation of the adjustment to the comfort temp. setting.
8	Selecting cooling mode	- If the installation is fitted with the cooling kit: -  Cooling operating according to the heating programme (Summer/winter mode switchover is automatic).
9	RESET button (Hold down the "RESET" key for 3 seconds).	- Reinitialising the parameters and cancelling error messages. Do not use during normal operation.



Ref.	Function	- Definitions
10	Selecting the heating regime	<ul style="list-style-type: none"> <li>-  Heating operating according to the heating programme (Summer/winter mode switchover is automatic).</li> <li>-  Constant comfort temperature.</li> <li>-  Constant reduced temperature.</li> <li>-  Stand-by regime with anti-frost protection (Provided that the heat pump's electrical power supply is not interrupted).</li> </ul>
11	Digital display	- Operating control. Readout of the current temperature, of the heating regime and of any faults .
12	Control knob	- Adjusting the ambient temperature setpoint
13	Presence key	- Comfort / Reduced switchover